

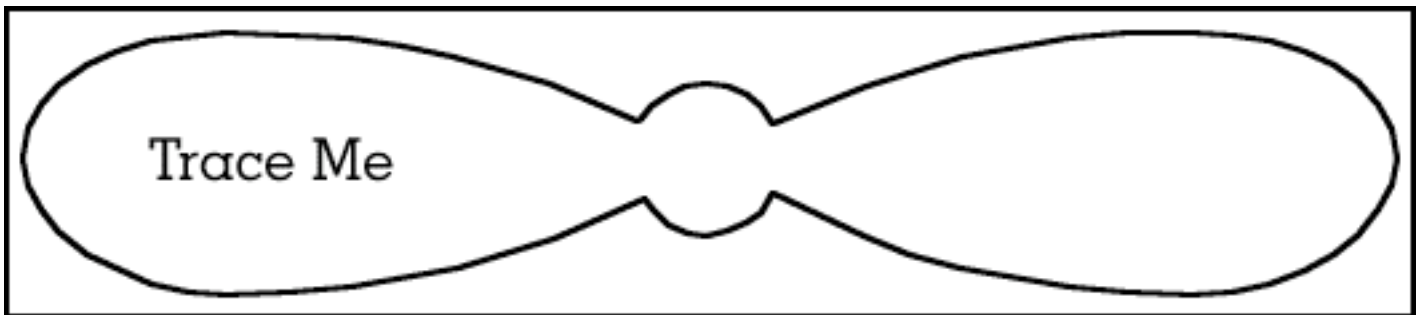
# Cynthia's Cyclone

After flying the Cyclone, you'll understand how a plane's propeller works. A propeller is like a spinning wing. On an airplane, air moves faster over the front of the propeller blade, lowering air pressure and creating thrust. The thrust created by the propeller pulls the plane forward just as lift created by a wing pushes the plane upward.

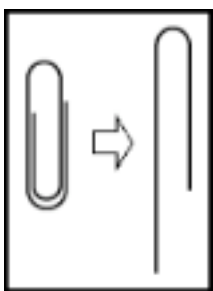
## Materials

- a cereal box
- straw
- thumb tack
- paper clip
- scissors
- tape

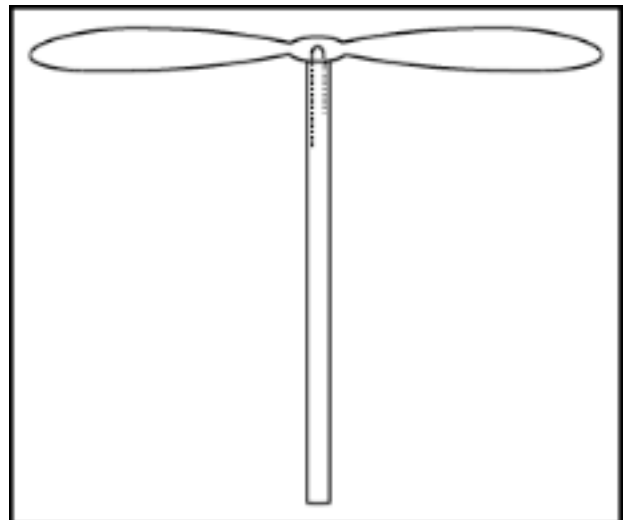
## Instructions



1. Trace propeller pattern onto the cereal box and cut it out.
2. Poke two holes in the centre of the propeller with the thumb tack



3. Unbend the paper clip (as shown) and poke it through the holes in the propeller.
4. Push the paper clip all the way down into the straw.
5. Tape the straw firmly to the propeller.



6. Hold the straw between your flat hands.
7. Spin the Cyclone up into the air by rolling it off your hands.

## A Step Further

Try experimenting with different propeller shapes. What happens if you add a second propeller to the Cyclone? Try bending your propeller blades at different angles.